



**Caledonian**

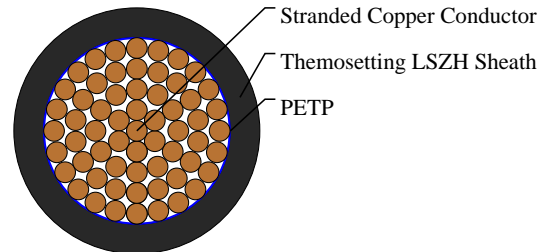
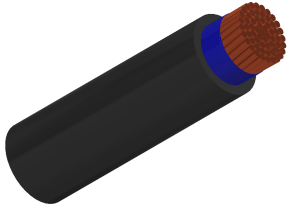
Railway Cables

www.caledonian-cables.com

marketing@caledonian-cables.com

## 300V DC Negative Traction Cables

RF6883-ES05Z1-U-300N-1G400S



## APPLICATIONS

These DC power cables are used for urban railways for 1500V DC traction power system with feedback current and return current, suitable for fixed installation. The cables are suitable for installations in ducts, tunnels, and cable troughs or on the cable bridges etc.

## STANDARDS

IEC 60092, IEC 60502

IEC 60332-3, IEC 60754-2

BS 7655, IEC 61034

BS 6883 Type 657 SW4

## VOLTAGE RATING

300V

## CABLE CONSTRUCTION

Conductor: Class 2 stranded annealed bare copper conductors to BS EN 60228:2005 (previously BS6360).

Core wrapping: PETP (Polyethylene Terephthalate).

Sheath: Thermosetting LSZH compound SW4 to BS7655 / ICEA T- T-33-655 with enhanced oil resistance, and minimum tear resistance.

## PHYSICAL AND THERMAL PROPERTIES

Minimum Bending Radius: 6 x OD

Temperature Range: -40°C to +90°C (during operation); -25°C to +60°C (during installation)

## Electrical Properties

Electrical Characteristics at 20°C:

Maximum DC Conductor Resistance: 0.0495Ω/km

Minimum Insulation Resistance: 0.8MΩ.km

Conductor Short Circuit Current 1s: 57.2kA

## DIMENSION AND PARAMETERS



# Caledonian

Railway Cables

[www.caledonian-cables.com](http://www.caledonian-cables.com)

[marketing@caledonian-cables.com](mailto:marketing@caledonian-cables.com)

No. of Cores × Cross- sectional Area	No./Nominal Diameter of Strands	Nominal Sheath Thickness	Nom. Overall Diameter	Approx. Weight	Polarity / Gland Size
No. × mm <sup>2</sup>	no./mm	mm	mm	kg/km	
1 x 400	61/2.85	4	36.3	4532	Negative



Fire Retardant  
NF C12-079-2-2(C1)  
IEC60332-3-24/EN50266-2-4



Flame Retardant  
NF C12-079-2-1(C2)  
IEC60332-1-2/EN50266-2-1




Low Corrosivity  
IEC60754-2/EN50267-2-2/3  
NF C32-074/NF C20-453



Low Smoke Emission  
IEC 61034-2 / EN 50268-2  
NF C32-073/NF C 20-902



Low Toxicity



Zero Halogen  
IEC 60754-1/EN 50267-2-1  
NF C20-454